

D3060 FOR AUTEL EVO II

700-312-TC

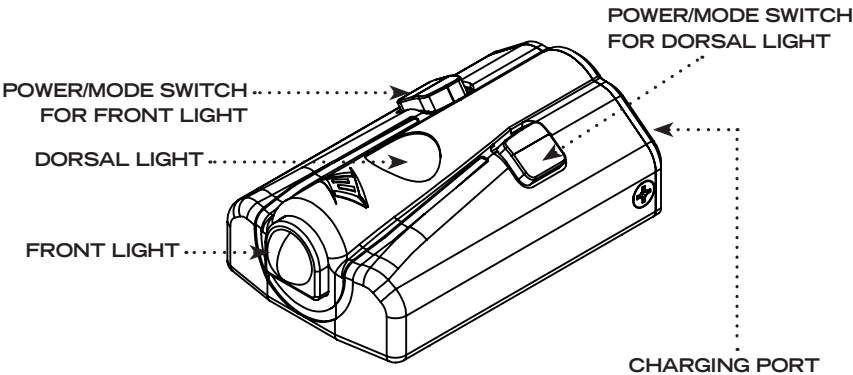
PRODUCT MANUAL

TABLE OF CONTENTS

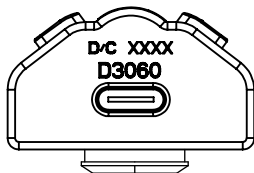
INTRODUCTION	
Reference Guide	3
Overview	4
Physical Characteristics	4
BATTERY	
Charging the Battery	5
OPERATIONAL MODES	
Modes, Output & Battery Life	5 - 6
INSTALLATION	6 - 7
CARE/CLEANING	8
WARNINGS/WARRANTY	8 - 9
CONTACT FOXFURY	9

REFERENCE GUIDE

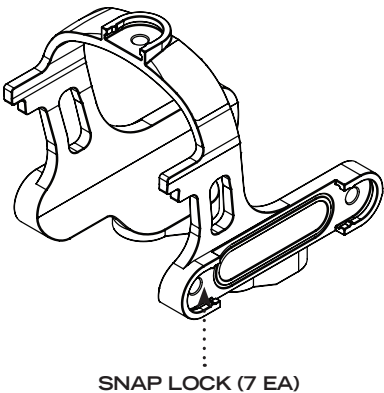
D3060 LIGHT



CHARGING PORT USB-C



EVO II SADDLE MOUNT



WHAT'S INCLUDED

- ▣ EVO II Saddle Mount
- ▣ D3060 Light (2 ea)
- ▣ USB-C Cable (2 ea)

OVERVIEW

The D3060 for Autel EVO II comes with a custom saddle and 2 (two) D3060 lights, enabling it to be used as a utility, anti-collision, or navigation light. The trade compliant D3060 light is fully assembled in U.S.A. It has strobe-capable 30° and 60° dual LEDs that operate independently to provide 360° anti-collision lighting. The waterproof D3060 is rechargeable via USB-C and offers best-in-class durability.

IMPORTANT!





Please fully charge the D3060 before using it for the first time. Please read this manual before using your D3060 for Autel EVO II as it relays beneficial operating and safety Information.

PHYSICAL CHARACTERISTICS

D3060 LIGHT	
DIMENSIONS	1.3 x 2.3 x 0.9 in (33 x 58 x 23 mm)
WEIGHT	1.1 oz (31.2 g)

AUTEL EVO II SADDLE MOUNT	
DIMENSIONS	2.46 x 3.33 x 3.5 in (62.5 x 84.5 x 89 mm)
WEIGHT	1.02 oz (28.9 g)

WARNINGS

-  Please fully charge the D3060 before using it for the first time.
-  Do not stare into the LEDs for long periods of time or from a close range (less than 2 ft / 0.6 m).
-  While using any FoxFury product, please operate at safe speeds.
-  It is the responsibility of drone/UAV users to follow FAA and global laws and regulations and/or the laws and regulations applicable to the flight location.

BATTERY

CHARGING THE BATTERY

- ⚡ Connect the provided USB-C Cable to the Charging Port, and to a USB port.
- ⚡ While charging, a red light will be on. Once charged, it will turn to green.
- ⚡ Charge time should be approximately 1.5 hours.

WARNINGS:

Unplug the light once charged to avoid impacting battery life.

If battery is fully discharged because the unit may have not been in use for many months, please charge fully.

OPERATIONAL MODES

WHITE LIGHT	MODE	LUMENS	BATTERY LIFE
FRONT LIGHT ONLY	HIGH	200	1.5 hours
	LOW	60	2.5 hours
	STROBE	200	2 hours
DORSAL LIGHT ONLY	HIGH	160	1.7 hours
	LOW	50	3 hours
	STROBE	160	2 hours
BOTH FRONT AND DORSAL LIGHTS	HIGH	N/A*	N/A*
	LOW	60 FRONT 50 DORSAL	2 hours
	STROBE	200 FRONT 160 DORSAL	1.5 hours

*Thermal protection circuit will automatically reduce the Dorsal Light to low mode when the Front Light is on high mode. The battery life for this setup is 1 hour.

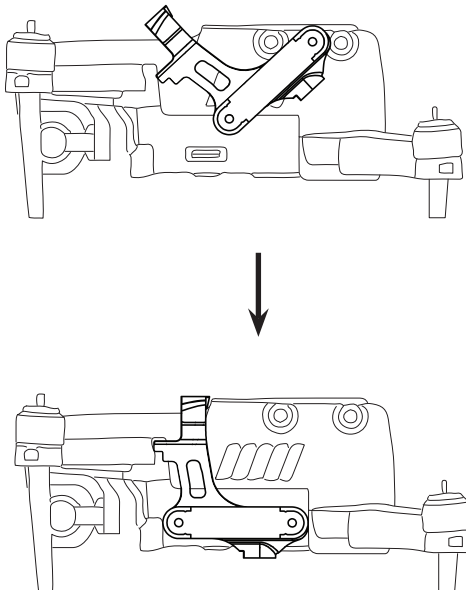
OPERATIONAL MODES

- ❖ Press the Dorsal Light Power/Mode Switch once to turn the Dorsal Light on to HIGH.
- ❖ Press the Dorsal Light Power/Mode Switch again to turn the Dorsal Light to LOW.
- ❖ Press the Dorsal Light Power/Mode Switch again to turn the Dorsal Light to STROBE.
- ❖ Press the Dorsal Light Power/Mode Switch again to turn the Dorsal Light OFF.
- ❖ Do the same with the Front Light Power/Mode Switch to control the Front Light.

INSTALLATION

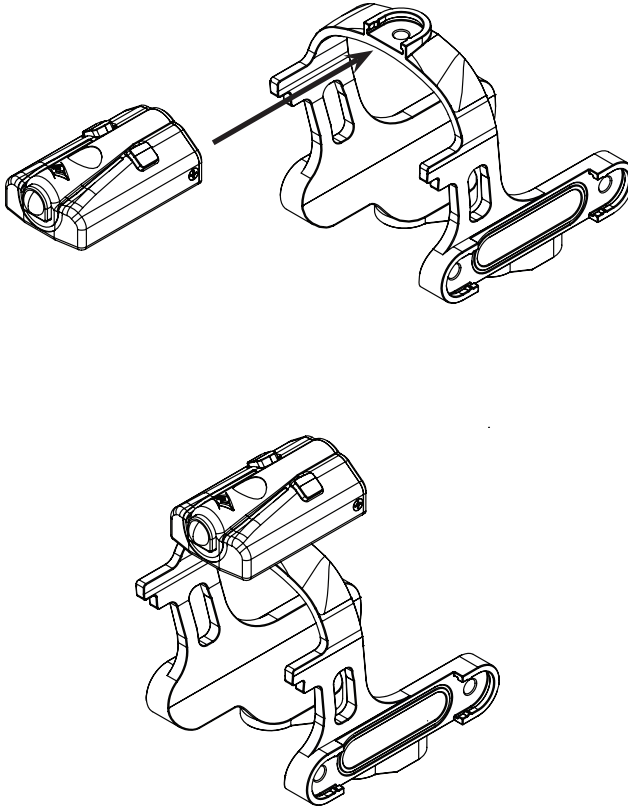
1 Install Saddle Mount® on EVO II.

Slide the Saddle Mount® on EVO II and make sure that the two extensions fit behind the front arms of the EVO II and press down.



2 Install D3060 to Saddle.

Align the 360° swivel with snap lock location on the desired mount location of the saddle, and snap D3060 light in place. Spin the light and tug to make sure it is properly attached. (Images below show D3060 installed on the top Snap Lock location. There are 7 locations where D3060 can be installed.)



NOTE:

Before our accessories are made available, they are tested internally and verified externally by a minimum of 2 professional users. We have experienced multiple cases of UAS (drone) mechanical modifications from manufacturers within the same P/N and revision, and without providing warnings or product updates. If there is a fit problem, please contact our customer service department at <https://www.foxfury.com/contact/>

WARRANTY AND OTHER INFORMATION

PRODUCT DURABILITY









PRODUCT NAME & PART NUMBER:
D3060 for Autel EVO II, 700-312-TC

CARE/CLEANING

Your FoxFury product is a professional tool. Regular maintenance and care of your light will maximize performance for you. As needed, clean your FoxFury product using a soft washcloth. Do not immerse.

WARNINGS

FoxFury, LLC is not responsible for the incorrect use of any FoxFury Lighting product.

-  Lights are strong enough to cause damage to the human eye.
-  Do not stare into LEDs for long periods of time or from a close range (less than 2 ft / 0.6 m).
-  FoxFury, LLC is not responsible for any injury or damage caused during the use of this product.
-  Usage of this product must be supervised by an adult when it is being used by a minor.
-  Any FoxFury product should be operated at speeds safe enough to maneuver around surrounding obstacles.
-  Do not use under the influence of drugs or alcohol.

ONE YEAR WARRANTY

FoxFury, LLC ("FoxFury") warrants this product to be free from defects in material for one year after purchase. LiPo batteries have a one year pro-rated or 300 re-charge cycle pro-rated warranty, whichever the user reaches first.

This warranty is given only to the original end user of the accompanying product. If you purchased a product from someone other than an authorized FoxFury reseller/distributor or if the product was used, (including but not limited to demo models, show models or refurbished product by someone other than FoxFury) prior to your purchase, you are not the Original Purchaser and the product that you purchased is not covered by this warranty. This warranty is VOID if this Product has been altered or modified in any way (including but not limited to attempted warranty repair without authorization from Foxfury and/or alteration/removal of the serial number). To expedite warranty concerns, we encourage the end user to register their FoxFury Product at www.foxfury.com/pages/warranty-registration.

THIS IS THE ONLY WARRANTY, EXPRESSED OR IMPLIED, INCLUDING ANY WARRANTY OF MERCHANTABILITY OR FITNESS FOR A PARTICULAR PURPOSE. INCIDENTAL, CONSEQUENTIAL OR SPECIAL DAMAGES ARE EXPRESSLY DISCLAIMED EXCEPT WHERE SUCH LIMITATION IS PROHIBITED BY LAW.

You may have other specific legal rights which vary by jurisdiction. Go to www.foxfury.com/pages/warranty for a complete copy of the warranty. Retain your receipt for proof of purchase.

CONTACT FOXFURY

FoxFury, LLC

Oceanside, CA 92056 USA

Tel: 760.945.4231

Email: service@FoxFury.com

Web: FoxFury.com

All FoxFury products are designed in Oceanside, CA. All FoxFury products are manufactured with the highest quality USA and foreign parts. Products are assembled in either FoxFury's controlled plant in Asia or the USA, under strict quality control.

CALIFORNIA PROPOSITION 65

This product can expose you to chemicals including Lead and DEHP, which are known to the State of California to cause cancer and birth defects or other reproductive harm. For more information go to www.P65Warnings.ca.gov.

