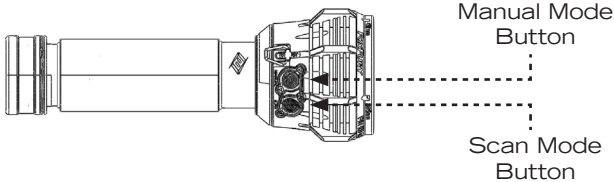
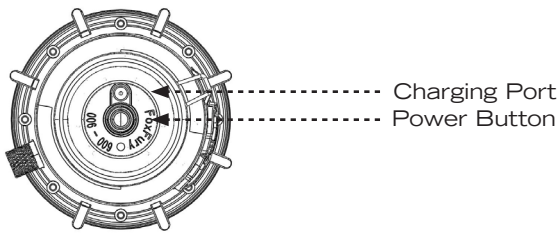
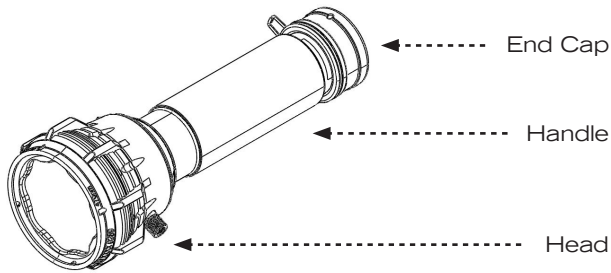




## CS SCAN PRODUCT MANUAL

Please read below before using your CS Scan flashlight as it relays beneficial operating and safety information.

Part Number	Product Name	Exterior Color
900-1090S	CS Scan	Silver



to remain on that wavelength. Press the Scan Mode button again to continue the cycle.

NOTE: White light is only available when using the Power button or Manual Mode button.

### BATTERY LIFE

Battery life is expected as follows:

Full Power	4 to 6 hours
Reserve Power	Up to 6 hours

\*Battery life may vary according to mode selected, battery quality and prevailing ambient conditions.

### CHARGING THE BATTERIES

The CS Scan is rechargeable. To charge the unit, plug the supplied charger (100-240VAC, 50/60 Hz) into the charging port located on the end cap near the ON/OFF switch.

- Approximate charge time: 4 hours
- While connected to the AC adaptor, the GREEN light on the end cap of the CS Scan is ON. Its function is to advise that you are attempting to charge.
- The AC adaptor also has a light which is GREEN when plugged into an outlet. As soon as you connect it to the CS Scan for charging, the light turns RED. A solid GREEN light on the AC adaptor means the light is fully charged.

NOTE:

Continuously charging (leaving the unit plugged in) could damage the battery and lead to a decreased battery life. Please disconnect the unit once it is fully charged.

### PHYSICAL CHARACTERISTICS


Aluminum 6061-T6 hard anodized housing with TPR bumpers

Model	Dimensions
CS Scan	Length: 10.75 in (274 mm) Head Diameter: 3.8 in (96 mm) Handle Diameter: 1.9 in (48 mm) Weight: 3.4 lbs (1.5 kg)

### OPERATIONAL INSTRUCTIONS

- **Power** - Press the ON/OFF button located on the end cap to turn on the center white light. Power will remain on until Power button is pressed again.
- **Manual Mode** - Press the Manual Mode button located on the head to manually cycle through the various LEDs each time the button is pressed. The cycle starts with white (center) then continues clockwise through 365nm, 395nm, 450nm, and 470nm.
- **Scan Mode** - Press the Scan mode button located on the head to cycle through the various LEDs: 365nm, 395nm, 450nm, and 470nm. Once the desired wavelength is reached, press the Manual Mode button

## PRODUCT DURABILITY



CE - EMC

Meets NFPA 1971 - 2007 Fire Resistant Requirements:  
500°F / 260°C for 30 minutes

## CARE/CLEANING

Your FoxFury item is a professional tool, but regular maintenance and care will maximize performance for you. Prior to cleaning, ensure that the unit SEALED by twisting clockwise on the end cap retainer ring. It should be firmly sealed. As needed, wash your FoxFury product using a soft washcloth, clean water and a mild soap. When done, pat dry with a damp cloth.

## WARNINGS

FoxFury, LLC is not responsible for the incorrect use of any FoxFury Lighting product.

- ⚠ Lights are strong enough to cause damage to the human eye.
- ⚠ Do not stare into LEDs for long periods of time or from a close range (less than 2 ft (0.6 m)).
- ⚠ FoxFury, LLC is not responsible for any injury or damage caused during the use of this product.
- ⚠ Usage of this product must be supervised by an adult when it is being used by a minor.
- ⚠ Any FoxFury product should be operated at speeds safe enough to maneuver around surrounding obstacles.
- ⚠ Do not use under the influence of drugs or alcohol.

The CS Scan weighs about 3.4 lbs (1.5 kg). If the light falls to the ground, it may cause injury to a user or damage to a nearby surface.

CAUTION: Head of flashlight will get very warm or hot.

Avoid touching surface to prevent burns. Rubber insulators have been strategically installed to protect the user and to protect the surfaces where the flashlight will be placed.

## UV LIGHT

- Avoid direct eye exposure to UV light.
- Keep out of reach of children.
- The UV LED during operation radiates intense UV light.
- Do not look directly into the UV light during operation, even for a brief period. This can be harmful to the eyes due to the intensity of the UV light.
- When viewing with the UV light, please use UV filtered glasses to avoid damage by the UV light.

## LIMITED LIFETIME WARRANTY

FoxFury, LLC ("FoxFury") warrants this product to be free from defects in material for a lifetime of use except for batteries, LEDs, abuse, and normal wear. We will repair or replace this product should we determine it to be defective. This limited lifetime warranty excludes rechargeable batteries, chargers, switches, and electronics, which have a 2-year warranty with proof of purchase.

This limited lifetime warranty is given only to the original end user of the accompanying product. If you purchased

a product from someone other than an authorized FoxFury reseller/distributor or if the product was used (including but not limited to demo models, show models or refurbished product by someone other than FoxFury) prior to your purchase, you are not the Original Purchaser and the product that you purchased is not covered by this warranty. This limited warranty is VOID if this Product has been altered or modified in any way (including but not limited to attempted warranty repair without authorization from FoxFury and/or alteration/removal of the serial number). To expedite warranty concerns, we encourage the end user to register their FoxFury Product at [www.foxfury.com/pages/warranty-registration](http://www.foxfury.com/pages/warranty-registration).

THIS IS THE ONLY WARRANTY, EXPRESSED OR IMPLIED, INCLUDING ANY WARRANTY OF MERCHANTABILITY OR FITNESS FOR A PARTICULAR PURPOSE. INCIDENTAL, CONSEQUENTIAL OR SPECIAL DAMAGES ARE EXPRESSLY DISCLAIMED EXCEPT WHERE SUCH LIMITATION IS PROHIBITED BY LAW.

You may have other specific legal rights which vary by jurisdiction. Go to [www.foxfury.com/pages/warranty](http://www.foxfury.com/pages/warranty) for a complete copy of the warranty. Retain your receipt for proof of purchase.

## CONTACT FOXFURY

FoxFury, LLC  
Oceanside, CA 92056 USA  
**Toll-Free:** 844-FOXFURY  
**Tel:** 760.945.4231  
**Fax:** 760.433.3650  
**Email:** [service@FoxFury.com](mailto:service@FoxFury.com)  
**Web:** [FoxFury.com](http://FoxFury.com)

All FoxFury products are designed in Oceanside, CA. All FoxFury products are manufactured with the highest quality USA and foreign parts. Products are assembled in either FoxFury's controlled plant in Asia or the USA, under strict quality control.